

ARIZONA EARLY CHILDHOOD DEVELOPMENT  
AND HEALTH BOARD

FINANCIAL STATEMENTS

Year Ended June 30, 2018



ARIZONA EARLY CHILDHOOD DEVELOPMENT AND HEALTH BOARD  
TABLE OF CONTENTS

	<u>Page</u>
REPORT ON AUDIT OF FINANCIAL STATEMENTS	
Independent Auditors' Report	1
Management's Discussion & Analysis	3
BASIC FINANCIAL STATEMENTS	
Balance Sheet – Governmental Funds	11
Statement of Revenues, Expenditures and Changes in Fund Balances - Governmental Funds	12
Notes to Financial Statements	13
REQUIRED SUPPLEMENTARY INFORMATION	
Schedule of Revenues, Expenditures, and Changes in Fund Balance – Budget and Actual – Program Fund	20
Schedule of Revenues, Expenditures, and Changes in Fund Balance – Budget and Actual – Administrative Fund	21
Schedule of Revenues, Expenditures, and Changes in Fund Balance – Budget and Actual – Grants and Gifts Fund	22
REPORT ON INTERNAL CONTROL AND COMPLIANCE	
Independent Auditors' Report on Internal Control over Financial Reporting and on Compliance and Other Matters Based on an Audit of Financial Statements Performed in Accordance With <i>Government Auditing Standards</i>	25



## INDEPENDENT AUDITORS' REPORT

To the Board of Directors  
Arizona Early Childhood Development and Health Board  
Phoenix, Arizona

### **Report on the Financial Statements**

We have audited the accompanying financial statements of each major fund of Arizona Early Childhood Development and Health Board ("Board"), of the State of Arizona, as of and for the year ended June 30, 2018, and the related notes to the financial statements, which collectively comprise the Board's basic financial statements as listed in the table of contents.

### **Management's Responsibility for the Financial Statements**

Management is responsible for the preparation and fair presentation of these financial statements in accordance with accounting principles generally accepted in the United States of America; this includes the design, implementation, and maintenance of internal control relevant to the preparation and fair presentation of financial statements that are free from material misstatement, whether due to fraud or error.

### **Auditors' Responsibility**

Our responsibility is to express opinions on these financial statements based on our audit. We conducted our audit in accordance with auditing standards generally accepted in the United States of America and the standards applicable to financial audits contained in *Government Auditing Standards*, issued by the Comptroller General of the United States. Those standards require that we plan and perform the audit to obtain reasonable assurance about whether the financial statements are free of material misstatement.

An audit involves performing procedures to obtain audit evidence about the amounts and disclosures in the financial statements. The procedures selected depend on the auditors' judgment, including the assessment of the risks of material misstatement of the financial statements, whether due to fraud or error. In making those risk assessments, the auditor considers internal control relevant to the entity's preparation and fair presentation of the financial statements in order to design audit procedures that are appropriate in the circumstances, but not for the purpose of expressing an opinion on the effectiveness of the entity's internal control. Accordingly, we express no such opinion. An audit also includes evaluating the appropriateness of accounting policies used and the reasonableness of significant accounting estimates made by management, as well as evaluating the overall presentation of the financial statements.

We believe that the audit evidence we have obtained is sufficient and appropriate to provide a basis for our audit opinions.

## **Opinions**

In our opinion, the financial statements referred to above present fairly, in all material respects, the respective financial position of each major fund of Arizona Early Childhood Development and Health Board, of the State of Arizona as of June 30, 2018, and the respective changes in its financial position for the year then ended in accordance with accounting principles generally accepted in the United States of America.

## **Emphasis of Matter**

As discussed in Note 1, the financial statements of the Arizona Early Childhood Development and Health Board, State of Arizona, are intended to present the financial position, and the changes in the financial position of only that portion of the Board's major funds and aggregate remaining fund information of the State of Arizona that is attributable to transactions of the Arizona Early Childhood Development and Health Board. They do not purport to, and do not, present fairly the financial position of the State of Arizona as of June 30, 2018, or the changes in its financial position for the year then ended in conformity with accounting principles generally accepted in the United States of America. Our opinion is not modified with respect to this matter.

## **Other Matter**

### *Required Supplementary Information*

Accounting principles generally accepted in the United States of America require that the management's discussion and analysis and required supplementary information, as listed in the table of contents, be presented to supplement the basic financial statements. Such information, although not a part of the basic financial statements, is required by the Governmental Accounting Standards Board, who considers it to be an essential part of financial reporting for placing the basic financial statements in an appropriate operational, economic, or historical context. We have applied certain limited procedures to the required supplementary information in accordance with auditing standards generally accepted in the United States of America, which consisted of inquiries of management about the methods of preparing the information and comparing the information for consistency with management's responses to our inquiries, the basic financial statements, and other knowledge we obtained during our audit of the basic financial statements. We do not express an opinion or provide any assurance on the information because the limited procedures do not provide us with sufficient evidence to express an opinion or provide any assurance.

## **Other Reporting Required by *Government Auditing Standards***

In accordance with *Government Auditing Standards*, we have also issued our report dated October 23, 2018 on our consideration of the Arizona Early Childhood Development and Health Board's internal control over financial reporting and on our tests of its compliance with certain provisions of laws, regulations, contracts, and grant agreements and other matters. The purpose of that report is to describe the scope of our testing of internal control over financial reporting and compliance and the results of that testing, and not to provide an opinion on internal control over financial reporting or on compliance. That report is an integral part of an audit performed in accordance with *Government Auditing Standards* in considering Arizona Early Childhood Development and Health Board's internal control over financial reporting and compliance.

*Henry & Horne LLP*

Casa Grande, Arizona

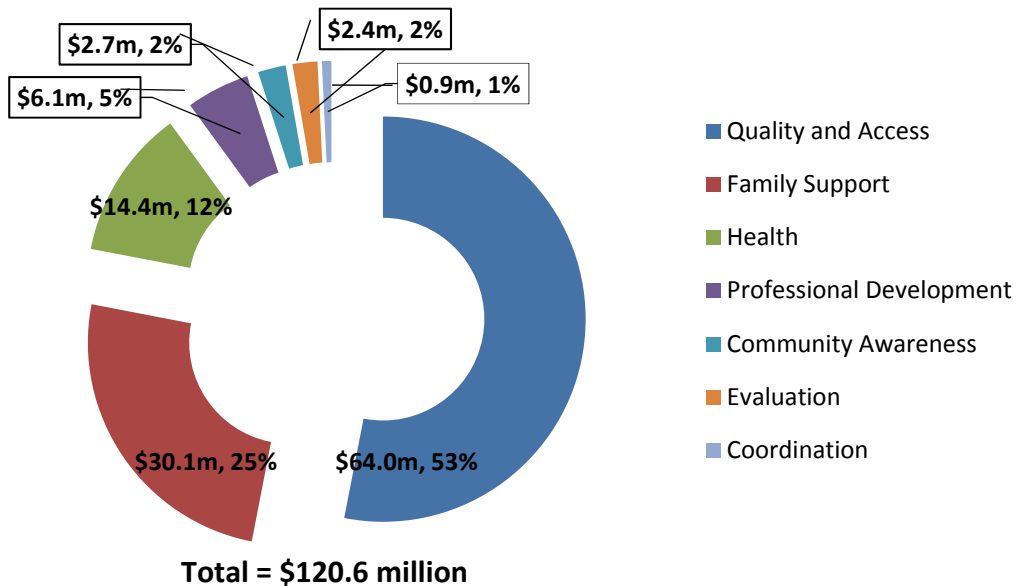
October 23, 2018

## MANAGEMENT'S DISCUSSION AND ANALYSIS FOR THE YEAR ENDED JUNE 30, 2018

This discussion and analysis is designed to provide an analysis of the Arizona Early Childhood Development and Health Board's (Board's) financial conditions and operating results and to also inform the reader on the Health Board's issues and activities.

### Financial Highlights

Spending on program areas for fiscal year 2017-2018 totaled \$120.6 million in the following Goal Areas:



In fiscal year 2018 program expenditures made in these goals areas, throughout the state, supported programming in the following ways.

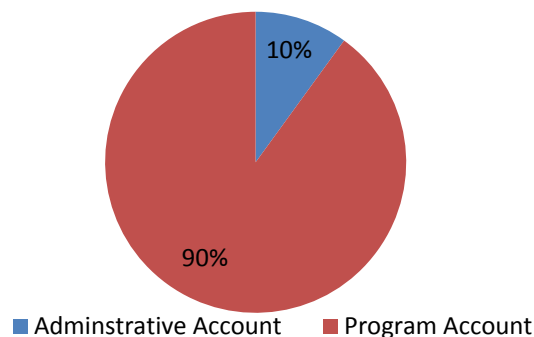
- The Quality and Access goal is in place to increase the availability, quality and diversity of learning environments that support children's language and literacy development, emotional well-being, health and safety. This includes Quality First, the Board's signature program that has engaged over 1000 center and home based child care providers in efforts to improve the quality of the early education services they provide.
- The Professional Development goal area focuses on developing a comprehensive and well-articulated professional development system within Arizona for teachers who work with infant, toddlers and preschoolers. Professional development strategies also address increasing those teachers' access to college coursework and/or degrees so that they are better prepared to engage young minds.
- Under the Health goal area, funds are allocated to improve children's health by increasing access to and expanding the use of early preventive developmental and sensory screenings to identify children with developmental delays, parent education and referrals to existing services, and increasing medical professionals' use of best practice guidelines for preventive medical, oral and mental healthcare.

- Funds allocated to the Family Support goal area support the goal to expand families' access to the information, services and supports they need to help their young children achieve their fullest potential. Services are voluntary and provided at levels that meet the family's needs, from community-based parenting education to in-home coaching to address tough situations like parenting a child with special needs or dealing with multiple births.
- The overall goal for Coordination is to facilitate coordination among the federal, state, private and tribal system related to early childhood development and health to ensure a common understanding of the systems, share ownership in ensuring access to services for all children and maximize resources.
- A multi-level system of research and evaluation strategies were implemented under the Evaluation goal area to be responsive to the information needs of varied stakeholder groups including the First Things First Board, Regional Partnership Council directors and members, and Arizona citizens.
- Finally, the goal of Community Awareness is to use a variety of community-based activities and materials to increase public awareness of the critical importance of early childhood development and health.

Tobacco revenue deposited with FTF in FY18 continued to be recorded in the following accounts.

- In fiscal year 2018, \$12.9 million of a total of \$129.0 million of tobacco tax funds collected were deposited in the Administrative account, as required by law.

### AZ Early Childhood Development and Health Board Revenue



### Overview of the Financial Statements

The Board's basic financial statements comprise two components: 1) fund financial statements, and 2) notes to financial statements. This report also contains supplementary information in addition to the basic financial statements themselves.



## Fund financial statements

A fund is a grouping of related accounts that is used to maintain control over resources that have been segregated for specific activities or objectives. The Board uses accounting to ensure and demonstrate compliance with finance related legal requirements. The Health Board's financial information is reported in governmental funds, which focus on how money flows into and out of those funds, and the balances left at year-end that are available for spending. These funds are reported using the modified accrual basis of accounting, which measure cash and other financial assets that can readily be converted to cash. The governmental fund statements provide a detailed short-term view of the Board's general government operations and the basic services it provides. Governmental fund information helps determine whether there are more or fewer financial resources that can be spent in the near future to finance the Health Board's projects.

## Notes to the financial statements

The Notes to the Financial Statements provide additional information that is essential for a full understanding of the data provided in the statements.

## **Financial Analysis**

The following table and analysis discuss the financial position and changes to the financial position for the Board as a whole as of and for the year ended June 30, 2018.

## Balance Sheet

The following table reflects the condensed Balance Sheet as of June 30, 2018.

Condensed Balance Sheet  
(in Thousands)

	Program Fund	Admin Fund	Non-major Funds	Total
Total assets	\$ 316,312	\$ 65,360	\$ 8,327	\$ 390,000
Total liabilities	15,619	496	2,949	19,065
Total fund balances	<u>\$ 300,693</u>	<u>\$ 64,864</u>	<u>\$ 5,378</u>	<u>\$ 370,935</u>

Total assets have decreased from fiscal year 2017. This is mainly due to a lower ending cash balance at the end of the year.

Changes in Fund Balances

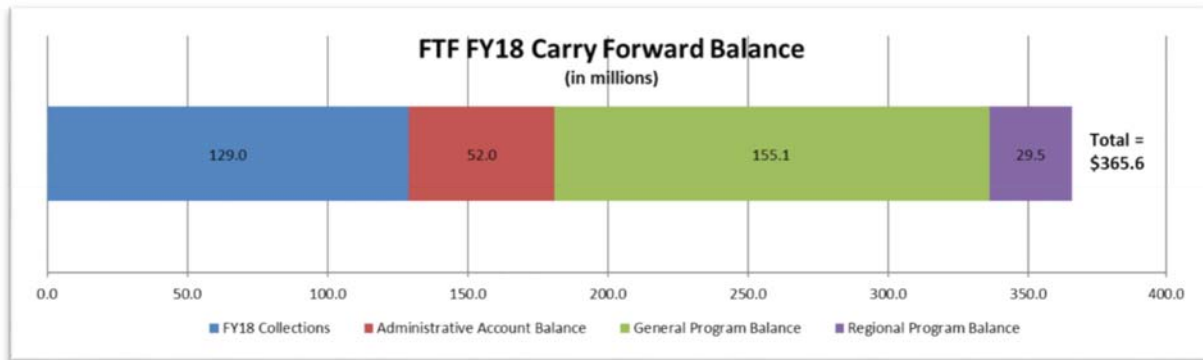
The following table presents a summary of the changes in fund balance for the year ended June 30, 2018.

Condensed Revenues, Expenditures and Changes in Fund Balances  
(in Thousands)

	Program Fund	Admin Fund	Non-major Funds	Total
Program revenues				
Tobacco tax	\$ 109,572	\$ 12,175	\$ -	121,747
Investment earnings	6,538	726	2	7,267
Grants	-	-	430	430
Other revenue	-	1	199	199
Total revenues	<u>116,111</u>	<u>12,902</u>	<u>631</u>	<u>129,643</u>
Expenditures				
Personal and related expenditures	2,815	10,105	-	12,920
Professional services	1,212	406	189	1,807
Travel	57	316	2	375
Aid to others including State	114,143	-	9,065	123,208
Other expenditures	2,389	2,299	98	4,786
Total expenditures	<u>120,616</u>	<u>13,126</u>	<u>9,354</u>	<u>143,097</u>
Excess of revenues over expenditures	(4,506)	(225)	(8,724)	(13,454)
Transfers in/(out)	-	(194)	6,217	6,023
Beginning fund balances	<u>305,199</u>	<u>65,283</u>	<u>7,884</u>	<u>378,365</u>
Ending fund balances	<u>\$ 300,693</u>	<u>\$ 64,864</u>	<u>\$ 5,377</u>	<u>\$ 370,935</u>

While FTF ended FY 18 in a positive position in relation to the final approved budget, FY 18 marks the fifth year in which total agency fund balance was reduced; dropping by \$7.4 million overall, with \$4.9 million of that being in relation to FTF's tobacco tax fund.

FTF ended the fiscal year with \$370.9 million; \$365.6 million of which was in tobacco tax related funds. Of the \$365.6 million this amount, \$129.0 million are current year collections which serve as the base for FY19's expenditure budget. This leaves a marginal fund balance of \$236.6 million of which \$52.0 is in the Administrative Account, \$155.1 million is in the general Program Account, and \$29.5 million is held in regional carry forward.



### Financial Analysis of the Health Board's Funds

The Board maintains fund accounting to demonstrate compliance with budgetary and legal requirements. The following is a brief discussion of financial highlights from the fund financial statements.

#### Governmental Funds

The focus of governmental fund financial statements is to provide information on the near-term inflows, outflows and balances of spendable resources. The Board maintains three major governmental funds 1) program funds, 2) administrative fund and 3) grants and gifts fund. The Program Fund is the main operating fund of the Board and is used in furtherance of the objectives set forth in Arizona Revised Statutes, Title 8, Chapter 13.

The Administrative Fund is used to pay administrative expenses as well as cover some programmatic expenditures.

#### **Budgeting Overview**

When the initiative passed creating FTF (in November 2006), it dictated tax revenues would begin to be collected and accrue to the agency starting January 1, 2007 (six months into FY07). The timing of when the agency would begin spending funds was also outlined in statute, with full spending to begin in FY10. Statute created several allowances for earlier spending, but statute expressly acknowledged a "development phase." Annual collection of tobacco tax revenue and interest income form the basis for the budget the Board is responsible for setting each year for the subsequent year (per ARS 8-1184). In setting this budget, statute directs the Board to determine the total amount of funds necessary to support the administrative and program (statewide and regional) funding needs. Once this total spending budget is set, statute then guides how the funds within the Program area will be allocated.

## **Grants and Gifts Fund**

According to FTF statute (ARS 8-1182) the Board may accept and spend monies from either Gifts or Grants. In FY18, FTF had its highest level of spending of non-tobacco funds in its history at \$9.4 million.

## **Economic and Other Factors**

### Tobaccos Revenues

In June 2012, the FTF Board was presented the findings from economic analysis it had request be completed by the L. William Seidman Research Institute, W. P. Carey School of Business at ASU. This analysis concluded that FTF's Tobacco Tax collections will not fall as radically as previously considered. In June 2014 ASU presented the Board with updated modeling predictions which again showed a relative amount of overall stability, but also did project FTF would see modest declines over time and that depending on a number of factors, total collections could eventually dip below \$100 million. FTF was provided an update in the fall of 2016. Another update has been presented to FTF by the ASU School of Business in the summer of 2018, which shows tobacco tax revenue stabilizing and actually making small gains in future fiscal year. FTF will continue to factor these projections into its budgets.

FTF has historically projected tobacco revenues would decline over time. In FY16 however, FTF realized a gain over prior year collections amounts. This was the first year in which this has occurred since FTF has been receiving tobacco tax revenues. In FY17 tobacco revenues again declined although the decline was modest at \$500k. FY18 saw another decline, but projections are this could be a low point for at least the next several fiscal years. As projected in the FY 18 budget regional carry forward balance did grow, although, slightly less (113k) than anticipated. However, consistent with previous years projections; it is expected in FY 19 and going forward that the regional carry forward balance will decline based on planned spending of these balances.

### Investment Income

FTF initially invested its funds with the state treasurer in a low yield, highly liquid investment pools. After several years of operation, and the agency moved beyond its start-up phase a substantial fund balance has grown. In order to take advantage of this balance, the Board has sought other, higher yielding investments options to bring in greater interest income. FTF implemented a new investment strategy with the Treasurer's office that continues to yield at a much higher rate of return (as planned/anticipated).

In FY 18, although tobacco collections were less than anticipated, revenue was offset by strong interest earnings, with almost 21% gain over the previous year. This investment strategy will continue to help counter the eventual spend down of the agency's fund balance. However, as FTF's cash balances decline this revenue source will accordingly fall in relation.

## **Financial Contact**

The Board's financial statements are designed to present users with a general overview of the finances and to demonstrate accountability. If you have any questions about the report or need additional financial information, please contact Liz Barker Alvarez, Chief Policy Advisor (602) 771-5063.

## BASIC FINANCIAL STATEMENTS

[this page was intentionally left blank]

ARIZONA EARLY CHILDHOOD DEVELOPMENT AND HEALTH BOARD  
BALANCE SHEET  
GOVERNMENTAL FUNDS  
June 30, 2018

	Program Fund	Administrative Fund	Grants and Gifts Fund	Total Governmental Funds
<b>ASSETS</b>				
Cash and cash equivalents	\$307,078,351	\$ 64,315,150	\$ 7,490,909	\$378,884,410
Tobacco tax receivable	7,279,300	808,811	-	8,088,111
Other receivables	1,753,608	-	-	1,753,608
Due from other agencies	-	-	485,237	485,237
Due from other funds	200,746	236,445	351,073	788,264
<b>TOTAL ASSETS</b>	<b><u>\$316,312,005</u></b>	<b><u>\$ 65,360,406</u></b>	<b><u>\$ 8,327,219</u></b>	<b><u>\$389,999,630</u></b>
<b>LIABILITIES AND FUND BALANCES</b>				
<b>Liabilities</b>				
Grants/other payables	\$ 14,989,250	\$ 92,769	\$ 2,691,726	\$ 17,773,745
Accrued liabilities	99,178	403,394	524	503,096
Due to other funds	530,765	-	257,499	788,264
<b>TOTAL LIABILITIES</b>	<b><u>15,619,193</u></b>	<b><u>496,163</u></b>	<b><u>2,949,749</u></b>	<b><u>19,065,105</u></b>
<b>Fund balances</b>				
Restricted	300,692,812	64,864,243	5,377,470	370,934,525
<b>TOTAL FUND BALANCES</b>	<b><u>300,692,812</u></b>	<b><u>64,864,243</u></b>	<b><u>5,377,470</u></b>	<b><u>370,934,525</u></b>
<b>TOTAL LIABILITIES AND FUND BALANCES</b>	<b><u>\$316,312,005</u></b>	<b><u>\$ 65,360,406</u></b>	<b><u>\$ 8,327,219</u></b>	<b><u>\$389,999,630</u></b>

ARIZONA EARLY CHILDHOOD DEVELOPMENT AND HEALTH BOARD  
STATEMENT OF REVENUES, EXPENDITURES, AND CHANGES IN  
FUND BALANCES  
GOVERNMENTAL FUNDS  
Year Ended June 30, 2018

	Program Fund	Administrative Fund	Grants and Gifts Fund	Total Governmental Funds
<b>REVENUES</b>				
Tobacco tax	\$ 109,572,276	\$ 12,174,697	\$ -	\$ 121,746,973
Investment earnings	6,538,288	726,476	2,328	7,267,092
Grants and donations	-	-	429,633	429,633
Other revenue	-	557	198,626	199,183
<b>TOTAL REVENUES</b>	<b>116,110,564</b>	<b>12,901,730</b>	<b>630,587</b>	<b>129,642,881</b>
<b>EXPENDITURES</b>				
Current:				
Personal services	2,039,339	7,297,677	-	9,337,016
Employee related expenditures	776,007	2,806,952	-	3,582,959
Professional-outside services	1,211,722	406,253	188,870	1,806,845
Travel in-state	49,517	280,691	749	330,957
Travel out-of-state	7,577	35,333	1,537	44,447
Aid to others including State agencies	114,143,486	-	9,064,853	123,208,339
Other operating expenditures	2,384,076	1,965,223	98,113	4,447,412
Non-capital equipment	4,587	279,933	-	284,520
Capital outlay	-	54,286	-	54,286
<b>TOTAL EXPENDITURES</b>	<b>120,616,311</b>	<b>13,126,348</b>	<b>9,354,122</b>	<b>143,096,781</b>
<b>EXCESS (DEFICIENCY) OF REVENUES OVER (UNDER) EXPENDITURES</b>	<b>(4,505,747)</b>	<b>(224,618)</b>	<b>(8,723,535)</b>	<b>(13,453,900)</b>
<b>OTHER FINANCING SOURCES (USES)</b>				
Transfers in from other state agencies	-	-	6,217,191	6,217,191
Transfers out to other state agencies	-	(194,114)	-	(194,114)
<b>Total other financing sources (uses)</b>	<b>-</b>	<b>(194,114)</b>	<b>6,217,191</b>	<b>6,023,077</b>
<b>Net change in fund balances</b>	<b>(4,505,747)</b>	<b>(418,732)</b>	<b>(2,506,344)</b>	<b>(7,430,823)</b>
<b>FUND BALANCES</b>				
<b>BEGINNING OF YEAR</b>	<b>305,198,559</b>	<b>65,282,975</b>	<b>7,883,814</b>	<b>378,365,348</b>
<b>FUND BALANCES END OF YEAR</b>	<b>\$ 300,692,812</b>	<b>\$ 64,864,243</b>	<b>\$ 5,377,470</b>	<b>\$ 370,934,525</b>



ARIZONA EARLY CHILDHOOD DEVELOPMENT AND HEALTH BOARD  
NOTES TO FINANCIAL STATEMENTS  
June 30, 2018

NOTE 1 SUMMARY OF SIGNIFICANT ACCOUNTING POLICIES

The Early Childhood Development and Health Board (Board) is an agency of the State of Arizona (State). The accompanying financial statements have been prepared in conformity with accounting principles generally accepted in the United States of America as applied to governmental units for one or more individual funds and not the overall government. The Governmental Accounting Standards Board (GASB) is the accepted standard-setting body for establishing governmental accounting and financial reporting principles.

Reporting Entity

The Board was established by Ballot Proposition 203 (Prop 203) in the November 7, 2006, State of Arizona general election to provide programs and services to pre-kindergarten children and their families for the purpose of assisting child development by providing education and other support, including parent and family support programs, child care, preschool, health screenings and access to preventive health services. As required by Arizona Revised Statutes (A.R.S.) §16-651, on December 7, 2006, the Governor issued the Governor Issues Elections Proclamation declaring Prop 203 into law immediately and effectively creating the Board.

The Board is part of the State of Arizona's reporting entity. However, the fund financial statements are intended to present solely the transactions of the Board for the current year. These statements do not present the financial position or changes in financial position of the State. The State issues a publicly available Comprehensive Annual Financial Report (CAFR). Copies of the CAFR are posted on the Arizona Department of Administration's General Accounting Office's (GAO) Web site at [www.gao.state.az.us](http://www.gao.state.az.us) or can be obtained by contacting the GAO at 100 North 15th Avenue, 3rd Floor, Suite 302, Phoenix, Arizona, 85007.

The A.R.S. §8-1186 requires an annual audit of the Board's funds, accounts, and sub-accounts by an independent certified public accountant within 120 days after the end of the fiscal year. The accompanying financial statement serves as the basis for this audit.

Measurement Focus/Basis of Accounting

Governmental fund financial statements are reported using the current financial resources measurement focus and the modified accrual basis of accounting. Revenues are recognized as soon as they are both measurable and available. Revenues are considered to be available when they are collectible within the current period or soon enough thereafter to pay liabilities of the current period. For this purpose, the Board considers revenues to be available if they are collected within 60 days of the end of the current fiscal period. Expenditures generally are recorded when a liability is incurred, as under accrual accounting.

Tobacco tax income associated with the current fiscal period is considered to be susceptible to accrual and have been recognized as revenues of the current fiscal period. Grants and similar awards are recognized as revenues as soon as all eligibility requirements imposed by the grantor or provider have been met. Other revenue is not susceptible to accrual because generally they are not measurable until received in cash.

ARIZONA EARLY CHILDHOOD DEVELOPMENT AND HEALTH BOARD  
NOTES TO FINANCIAL STATEMENTS  
June 30, 2018

NOTE 1 SUMMARY OF SIGNIFICANT ACCOUNTING POLICIES (Continued)

The Board reports the following major special revenue funds:

Program Fund – A.R.S. §8-1181(D) requires that 90 percent of monies received pursuant to A.R.S. §42-3371 shall be deposited into the Program Fund. Monies deposited into this fund are to be used in furtherance of the objectives set forth in Prop 203.

Administrative Fund – Ten percent of the monies received by the Board pursuant to A.R.S. §42-3371 shall be deposited into an Administrative Fund. Monies deposited into the Administrative Fund are used to pay administrative expenses, including the Board's staff salaries.

Grants and Gifts Fund – This other special revenue fund reports the activity from federal, state and local grants as well as private gifts to the Board. Activity in this fund is restricted by grantors and donors for designated purposes.

Cash and Cash Equivalents

Cash represents amounts in demand deposits and amounts held in trust by financial institutions. The funds held in trust are available to the Board upon demand. Cash equivalents are defined as short-term (original maturities of three months or less), highly liquid investments that are 1) readily convertible to known amounts of cash and 2) so near maturity that they present insignificant risk of changes in value because of changes in interest rates.

Interfund Receivables and Payables

Interfund receivables and payables represent short-term cash loans at year end. All such balances are expected to be repaid in the next fiscal year.

Investment Valuation

Arizona Revised Statutes (ARS) authorize the Board to invest public monies in the State Treasurer's Local Government Investment Pool. As required by GASB Accounting Standards Codification, investments are reported at fair value which is the amount at which financial instruments could be exchanged in a current transaction between willing parties.

Fund Balances - Restricted – Governmental fund balances are classified as restricted in that amounts can be spent only for specific purposes because of constitutional provisions or enabling legislation or because of constraints that are externally imposed by creditors, grantors, contributors, or the laws or regulations of other governments.

ARIZONA EARLY CHILDHOOD DEVELOPMENT AND HEALTH BOARD  
 NOTES TO FINANCIAL STATEMENTS  
 June 30, 2018

NOTE 1 SUMMARY OF SIGNIFICANT ACCOUNTING POLICIES (Continued)

Estimates

The preparation of financial statements in conformity with accounting principles generally accepted in the United States of America requires management to make estimates and assumptions that affect the reported amounts of assets and liabilities and disclosure of contingent assets and liabilities at the date of the financial statements and the reported amounts of revenues and expenditures during the reporting period. Actual results could differ from those estimates.

NOTE 2 CASH AND INVESTMENTS HELD BY THE STATE TREASURER

All cash is deposited or invested with the Arizona State Treasurer (Treasurer). The Treasurer is part of the State's financial reporting entity and issues a separately published Annual Financial Report. A copy of the Treasurer's Annual Financial Report can be obtained from its Web site at [www.aztreasury.gov](http://www.aztreasury.gov) or by contacting the Treasurer's Office at 1700 West Washington St., 1<sup>st</sup> Floor, Phoenix, AZ, 85007-2812.

A.R.S. requires state agencies' monies to be deposited with the Treasurer, and further requires those deposits to be invested in various pooled funds. Cash and investments held by the Treasurer represent the Board's portion of those monies. The Treasurer invests idle monies of the state agencies in internal investment pools (Pool 3 and Pool 16) and distributes interest to the participants. Interest earned from these invested monies is allocated monthly based on the average daily balance. Participant shares in the pool are purchased and sold based on the net asset value of the shares, and a participant's portion of the pool is not identified with specific investments. Accordingly, the Board's portion of these deposits and investments approximates the Board's value of pool shares.

The Treasurer's internal investment Pool 3 and Pool 16 are not required to be registered (and are not registered) with the Securities and Exchange Commission under the Investment Company Act of 1940. In accordance with A.R.S. §35-311, the State Board of Investments reviews the activities and performance of the pool monthly.

At June 30, 2018, the Board's deposits with the Treasurer were as follows:

	Program Fund	Administrative Fund	Grants and Gifts Fund	Total
Cash	\$ 7,426,474	\$ 1,230,345	\$ 7,332,737	\$ 15,989,556
Investments-Pool 3 & Pool 16	299,651,877	63,084,805	158,172	362,894,854
	<u>\$ 307,078,351</u>	<u>\$ 64,315,150</u>	<u>\$ 7,490,909</u>	<u>\$ 378,884,410</u>

ARIZONA EARLY CHILDHOOD DEVELOPMENT AND HEALTH BOARD  
 NOTES TO FINANCIAL STATEMENTS  
 June 30, 2018

NOTE 3 RETIREMENT AND PENSION PLAN

Arizona State Retirement Plan

Plan Description - The Arizona State Retirement System (ASRS) administers a cost sharing multiple-employer defined benefit pension plan that covers employees of the Board. The ASRS is governed by the Arizona State Retirement System Board according to the provisions of ARS Title 38, Chapter 5, Article 2. Benefits are established by state statute and generally provide retirement, death, long-term disability, survivor, and health insurance premium benefits. ASRS issues a publicly available report that includes financial statements and required supplementary information. The report may be obtained in writing at Arizona State Retirement System, 3300 N. Central Avenue, P.O. Box 33910, Phoenix, Arizona 85067-3910 or by calling 602-240-2200 or 1-800-621-3778.

Funding Policy - The Arizona State Legislature establishes and may amend active plan members' and the Board's contribution rates. For the year ended June 30, 2018, active ASRS members were required by statute to contribute at the actuarially determined rate of 11.50% (11.84% retirement and 0.16% long-term disability) of the member's annual covered payroll and the Board was required by statute at the actuarially determined rate of 11.50% (10.90% retirement, 0.44% for health insurance premium, and 0.16% long-term disability) of the members' annual covered payroll. The Board's contributions to ASRS for the years ended June 30, 2018, 2017, and 2016 were \$1,005,191, \$1,036,107 and \$979,829, respectively.

Years ended June 30,	Retirement	Health Insurance	Long-term Disability	Total
2018	\$ 952,747	\$ 38,459	\$ 13,985	\$ 1,005,191
2017	972,931	50,542	12,634	1,036,107
2016	926,866	42,713	10,250	979,829

NOTE 4 RESTRICTED FUND BALANCE

The Board has restricted fund balances in the Program Fund and Administrative Fund due to voter-imposed legislation which imposed a state-wide tobacco tax to provide funding for quality early childhood development and health. The Grants and Gifts Fund balance is restricted due to grantor restrictions imposed at the time grants are awarded.

ARIZONA EARLY CHILDHOOD DEVELOPMENT AND HEALTH BOARD  
NOTES TO FINANCIAL STATEMENTS  
June 30, 2018

NOTE 5 INTERAGENCY SERVICE AGREEMENT

The Board executed an interagency service agreement with the Arizona Department of Health Services (“ADHS”) in the amount of \$1,381,313 to provide financial support to the Board for costs associated with securing evidence-based early intervention home visitation services through the Nurse Family Partnership and/or Healthy Families models to eligible women in identified Community Health Analysis Areas in Arizona. Transfers into the Board’s accounts for year ended June 30, 2018 amounted to \$1,305,397, including \$387,447 due from ADHS to the Board at June 30, 2018. The Agreement is effective through September 30, 2018.

The Board executed an interagency service agreement with the Arizona Department of Education (ADE) in the amount of \$4,611,794 to provide financial support to the Board for developing and enhancing capacity to deliver high-quality preschool programming as well as implement and sustain high-quality preschool for eligible children in selected high-need communities. Transfers into the Board’s accounts for year ended June 30, 2018 amounted to \$4,611,794 from ADE. The Agreement is effective through June 30, 2019.

The Board executed an interagency service agreement with the Arizona Department of Economic Security (“ADES”) in the amount of \$300,000 to provide financial support to the Board for costs associated with the implementation of the Quality First, Arizona’s Quality Improvement and Rating System (QIRS), Redesign Field Test in order to support the effort of expanding the availability of quality early care and education settings in Arizona. Transfers into the Board’s accounts for year ended June 30, 2018 amounted to \$300,000, including \$97,790 due from ADES to the Board at June 30, 2018. The Agreement ended June 30, 2018.

[this page was intentionally left blank]

REQUIRED SUPPLEMENTARY INFORMATION

ARIZONA EARLY CHILDHOOD DEVELOPMENT AND HEALTH BOARD  
PROGRAM FUND  
SCHEDULE OF REVENUES, EXPENDITURES AND CHANGES IN FUND BALANCE -  
BUDGET AND ACTUAL  
Year Ended June 30, 2018

	Budgeted Amounts <u>Original &amp; Final</u>	Actual Amounts	Variance with Final Budget- Positive (Negative)
<b>REVENUES</b>			
Tobacco tax	\$ 112,050,000	\$ 109,572,276	\$ (2,477,724)
Investment earnings	4,950,000	6,538,288	1,588,288
<b>TOTAL REVENUES</b>	<u>117,000,000</u>	<u>116,110,564</u>	<u>(889,436)</u>
<b>EXPENDITURES</b>			
Current			
Personal services	2,415,208	2,039,339	375,869
Employee related expenditures	922,372	776,007	146,365
Professional and outside services	4,382,132	1,211,722	3,170,410
Travel in-state	140,750	49,517	91,233
Travel out-of-state	13,000	7,577	5,423
Aid to others including State agencies	111,146,674	114,143,486	(2,996,812)
Other operating expenditures	1,836,862	2,384,076	(547,214)
Non-capital equipment	30,560	4,587	25,973
Capital outlay	120,000	-	120,000
<b>TOTAL EXPENDITURES</b>	<u>121,007,558</u>	<u>120,616,311</u>	<u>391,247</u>
<b>EXCESS (DEFICIENCY) OF REVENUES OVER (UNDER) EXPENDITURES</b>	<b>(4,007,558)</b>	<b>(4,505,747)</b>	<b>(498,189)</b>
<b>FUND BALANCE BEGINNING OF YEAR</b>	<u>305,198,559</u>	<u>305,198,559</u>	<u>-</u>
<b>FUND BALANCE END OF YEAR</b>	<u><u>\$ 301,191,001</u></u>	<u><u>\$ 300,692,812</u></u>	<u><u>\$ (498,189)</u></u>



ARIZONA EARLY CHILDHOOD DEVELOPMENT AND HEALTH BOARD  
ADMINISTRATIVE FUND  
SCHEDULE OF REVENUES, EXPENDITURES AND CHANGES IN FUND BALANCE -  
BUDGET AND ACTUAL  
Year Ended June 30, 2018

	Budgeted Amounts		Variance with Final Budget- Positive (Negative)
	Original & Final	Actual Amounts	
<b>REVENUES</b>			
Tobacco tax	\$ 12,450,000	\$ 12,174,697	\$ (275,303)
Investment earnings	550,000	726,476	176,476
Other revenue	-	557	557
<b>TOTAL REVENUES</b>	<b>13,000,000</b>	<b>12,901,730</b>	<b>(98,270)</b>
<b>EXPENDITURES</b>			
<b>Current</b>			
Personal services	7,920,629	7,297,677	622,952
Employee related expenditures	2,930,634	2,806,952	123,682
Professional and outside services	892,995	406,253	486,742
Travel in-state	393,770	280,691	113,079
Travel out-of-state	71,907	35,333	36,574
Other operating expenditures	2,151,751	1,965,223	186,528
Non-capital equipment	211,491	279,933	(68,442)
Capital outlay	-	54,286	(54,286)
<b>TOTAL EXPENDITURES</b>	<b>14,573,177</b>	<b>13,126,348</b>	<b>1,446,829</b>
<b>EXCESS (DEFICIENCY) OF REVENUES OVER (UNDER) EXPENDITURES</b>	<b>(1,573,177)</b>	<b>(224,618)</b>	<b>1,348,559</b>
<b>OTHER FINANCING SOURCES (USES)</b>			
Transfers out to other state agencies	-	(194,114)	(194,114)
<b>Net change in fund balances</b>	<b>(1,573,177)</b>	<b>(418,732)</b>	<b>1,154,445</b>
<b>FUND BALANCE BEGINNING OF YEAR</b>	<b>65,282,975</b>	<b>65,282,975</b>	<b>-</b>
<b>FUND BALANCE END OF YEAR</b>	<b>\$ 63,709,798</b>	<b>\$ 64,864,243</b>	<b>\$ 1,154,445</b>

ARIZONA EARLY CHILDHOOD DEVELOPMENT AND HEALTH BOARD  
 GRANTS AND GIFTS FUND  
 SCHEDULE OF REVENUES, EXPENDITURES AND CHANGES IN FUND BALANCE -  
 BUDGET AND ACTUAL  
 Year Ended June 30, 2018

	Budgeted Amounts <u>Original &amp; Final</u>	Actual Amounts	Variance with Final Budget- Positive (Negative)
<b>REVENUES</b>			
Investment earnings	\$ -	\$ 2,328	\$ 2,328
Grants and donations	5,200,742	429,633	(4,771,109)
Other revenue	398,591	198,626	(199,965)
<b>TOTAL REVENUES</b>	<u>5,599,333</u>	<u>630,587</u>	<u>(4,968,746)</u>
<b>EXPENDITURES</b>			
Current:			
Professional-outside services	374,903	188,870	186,033
Travel in-state	-	749	(749)
Travel out-of-state	3,000	1,537	1,463
Aid to others including State agencies	8,381,009	9,064,853	(683,844)
Other operating expenditures	25,000	98,113	(73,113)
<b>TOTAL EXPENDITURES</b>	<u>8,783,912</u>	<u>9,354,122</u>	<u>(570,210)</u>
<b>EXCESS (DEFICIENCY) OF REVENUES OVER (UNDER) EXPENDITURES</b>	<u>(3,184,579)</u>	<u>(8,723,535)</u>	<u>(5,538,956)</u>
<b>OTHER FINANCING SOURCES (USES)</b>			
Transfers in from other state agencies	-	6,217,191	6,217,191
<b>Net change in fund balances</b>	<u>(3,184,579)</u>	<u>(2,506,344)</u>	<u>678,235</u>
<b>FUND BALANCE BEGINNING OF YEAR</b>	<u>7,883,814</u>	<u>7,883,814</u>	<u>-</u>
<b>FUND BALANCE END OF YEAR</b>	<u>\$ 4,699,235</u>	<u>\$ 5,377,470</u>	<u>\$ 678,235</u>

## REPORT ON INTERNAL CONTROL AND COMPLIANCE

[this page was intentionally left blank]

INDEPENDENT AUDITORS' REPORT ON INTERNAL CONTROL OVER FINANCIAL  
REPORTING AND ON COMPLIANCE AND OTHER MATTERS BASED ON AN AUDIT  
OF FINANCIAL STATEMENTS PERFORMED IN ACCORDANCE WITH  
GOVERNMENT AUDITING STANDARDS

The Board of Directors  
Arizona Early Childhood Development and Health Board  
Phoenix, Arizona

We have audited, in accordance with the auditing standards generally accepted in the United States of America and the standards applicable to financial audits contained in *Government Auditing Standards* issued by the Comptroller General of the United States, the financial statements of each major fund and the aggregate remaining fund information of Arizona Early Childhood Development and Health Board, Arizona (Board), as of and for the year ended June 30, 2018, and the related notes to the financial statements, which collectively comprise Arizona Early Childhood Development and Health Board's basic financial statements, and have issued our report thereon dated .

### **Internal Control over Financial Reporting**

In planning and performing our audit of the financial statements, we considered Arizona Early Childhood Development and Health Board's internal control over financial reporting (internal control) to determine the audit procedures that are appropriate in the circumstances for the purpose of expressing our opinions on the financial statements, but not for the purpose of expressing an opinion on the effectiveness of Board's internal control. Accordingly, we do not express an opinion on the effectiveness of Arizona Early Childhood Development and Health Board's internal control.

A *deficiency in internal control* exists when the design or operation of a control does not allow management or employees, in the normal course of performing their assigned functions, to prevent, or detect and correct, misstatements on a timely basis. A *material weakness* is a deficiency, or a combination of deficiencies, in internal control, such that there is a reasonable possibility that a material misstatement of the entity's financial statements will not be prevented, or detected and corrected on a timely basis. A *significant deficiency* is a deficiency, or a combination of deficiencies, in internal control that is less severe than a material weakness, yet important enough to merit attention by those charged with governance.

Our consideration of internal control was for the limited purpose described in the first paragraph of this section and was not designed to identify all deficiencies in internal control that might be material weaknesses or significant deficiencies. Given these limitations, during our audit we did not identify any deficiencies in internal control that we consider to be material weaknesses. However, material weaknesses may exist that have not been identified.

## **Compliance and Other Matters**

As part of obtaining reasonable assurance about whether Arizona Early Childhood Development and Health Board's financial statements are free from material misstatement, we performed tests of its compliance with certain provisions of laws, regulations, contracts, and grant agreements, noncompliance with which could have a direct and material effect on the determination of financial statement amounts. However, providing an opinion on compliance with those provisions was not an objective of our audit, and accordingly, we do not express such an opinion. The results of our tests disclosed no instances of noncompliance or other matters that are required to be reported under *Government Auditing Standards*.

## **Purpose of this Report**

The purpose of this report is solely to describe the scope of our testing of internal control and compliance and the results of that testing, and not to provide an opinion on the effectiveness of the entity's internal control or on compliance. This report is an integral part of an audit performed in accordance with *Government Auditing Standards* in considering the entity's internal control and compliance. Accordingly, this communication is not suitable for any other purpose.

*Henry + Horne LLP*

Casa Grande, Arizona  
October 23, 2018